



NITCO

TILES MARBLE MOSAICO

Polished Vitrified Tiles
& Full Body Collection

600X1200mm, 800X800mm
600X600 mm

DESIGN ETHOS

The natural world offers a myriad of design possibilities.

Each acts as a door, opening up a world of inspiration for us. From the most striking, to subtlest, our designs are a tribute to nature's artistic prowess. Which is why, we find ourselves on a never-ending quest to replicate the best of nature in our tiles.

We source natural products from around the world, dedicating our designs, technology, and manufacturing processes towards providing a closer-to-nature-look. It's more than a way of life for us. It's the ethos we live by.

And it is all brought to life through cutting-edge technology, superior processing systems and a designer mindset that takes shape in the form of our product offerings - Tiles, Marble and Mosaics.



Symbols

Application

Wall Tiles



Floor Tiles



Finish

Matte



Glossy



Area

Residential Area



Shopping Malls



Light Commercial Area



Technical Characteristics

Water Absorption



Fire Resistant



Stain Resistant



Structured Surface



Index

600 X 1200mm

Eterno White	09
Eterno Crema	09
Eterno Black	09
Hercules White	10
Hercules Crema	10
Vintage White	13
Vintage Crema	13

800 X 800mm

Tropicana White	16
Tropicana Gold	16
Vintage Pearl	19

600 X 600mm

Supreme White	22
Amazone Beige	25
Amazone Ice	25
Vintage Pearl	26
Endurance Gris	29
Endurance Nero	29
Endurance Cherry	29
Tropicana	30
Tropicana Bianco	30
Tropicana Frost	30
Tropicana Gris	30
Tropicana Caramel	30
Tropicana Sand	30

Full Body Vitrified Tiles

Stanstead Smoke	43
Stanstead Gold	44
Stanstead Ebony	45
Stanstead Mist	46

Soluble Salt

Brillo Ivory Silver	49
Harvest Cream Silver	50
Francesca Silver	51
Serpegenti Silver	52

The background of the entire page is a light-colored, marbled pattern with soft, wavy veins in shades of grey and white, resembling natural stone or marble.

**600x
1200mm**

Double Charge Vitrified Tiles

*Experience the opulent look
and feel of marble,
amazing durability and
exceptional finish.*



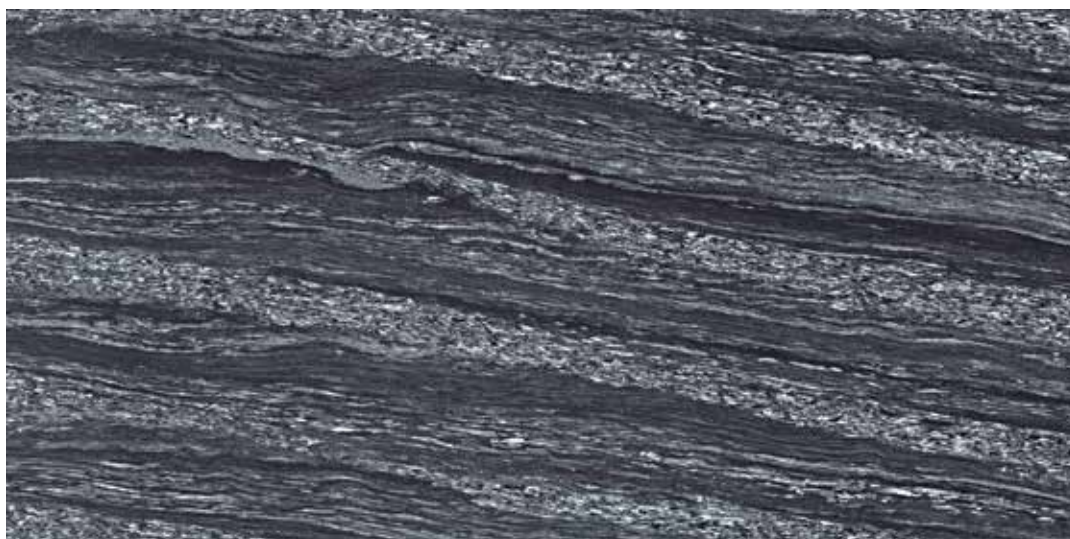
ETERNO | 600 X 1200 MM



ETERNO WHITE | Glossy Finish



ETERNO CREMA | Glossy Finish



ETERNO BLACK | Glossy Finish



HERCULES WHITE | Glossy Finish



HERCULES CREMA | Glossy Finish

NITCO

TILES MARBLE MOSAICO



600 X 1200 MM | **HERCULES**



VINTAGE | 600 X 1200 MM



VINTAGE WHITE | Glossy Finish



VINTAGE CREMA | Glossy Finish

800x
800mm

Double Charge Vitrified Tiles

*Adorn your space with gradeur,
finesse & lifelong durability*



TROPICANA WHITE | Glossy Finish



TROPICANA GOLD | Glossy Finish






800 X 800 MM | **TROPICANA**



VINTAGE | 800 X 800 MM




VINTAGE PEARL | Glossy Finish

**600x
600mm**

Double Charge Vitrified Tiles

*Elevate your environment
with grandeur, finesse,
and timeless durability*



SUPREME WHITE | Glossy Finish





600 X 600 MM | SUPREME



AMAZONE | 600 X 600 MM



AMAZONE BEIGE | Glossy Finish




AMAZONE ICE | Glossy Finish



VINTAGE PEARL | Glossy Finish





600 X 600 MM | **VINTAGE**



ENDURANCE | 600 X 600 MM



ENDURANCE GRIS | Glossy Finish



ENDURANCE NERO | Glossy Finish



ENDURANCE CHERRY | Glossy Finish



TROPICANA | Glossy Finish



TROPICANA BIANCO | Glossy Finish



TROPICANA FROST | Glossy Finish



TROPICANA GRIS | Glossy Finish



TROPICANA CARMEL | Glossy Finish



TROPICANA SAND | Glossy Finish



600 X 600 MM | **TROPICANA**


Full Body Vitrified Tiles

600 X 600 mm


With a consistent design throughout, Full Body Vitrified Tiles are ideal for high-traffic areas, offering long-lasting performance.




STANSTEAD | 600 X 600 MM



STANSTEAD SMOKE | Matte Finish



STANSTEAD GOLD | Matte Finish



STANSTEAD EBONY | Matte Finish




STANSTEAD MIST | Matte Finish

Soluble Salt

600 X 600 mm

*A perfect sizes for your floor
and beautiful designs.*



BRILLO IVORY SILVER | Glossy Finish



HARVEST CREAM SILVER | Glossy Finish



FRANCESCA SILVER | Glossy Finish



SERPEGENTI SILVER | Glossy Finish



600 X 600 MM | **SOLUBLE SALT**

TECHNICAL SPECIFICATION OF VITRIFIED TILES (DOUBLE CHARGE)

SR. NO	PROPERTIES	STANDARD TEST METHOD	ISO 13006:2018 SPECIFICATION BIA	NITCO VALUE 800X800 mm 600X600 mm
01	Deviation in Length %	ISO:10545-2	$\pm 0.3 \%$ (Max ± 1.0 mm)	$\pm 0.1\%$
02	Deviation in Thickness %	ISO:10545-2	$\pm 5.0\%$ (Max ± 0.5 mm)	$\pm 5.0\%$
03	Straightness of Edge %	ISO:10545-2	$\pm 0.3 \%$ (Max ± 0.8 mm)	$\pm 0.10\%$
04	Diagonal Variation %(Rectangularity)	ISO:10545-2	$\pm 0.3 \%$ (Max ± 1.5 mm)	$\pm 0.10\%$
05	Surface flatness	ISO:10545-2	$\pm 0.4 \%$ (Max ± 1.8 mm)	
	a. Centre curvature			$\pm 0.15\% \mid \pm 0.20\%$
	b. Edge curvature			$\pm 0.20\%$
	c. Warpage			$\pm 0.15\% \mid \pm 0.20\%$
06	Surface Quality	ISO 10545 - 2	Min 95% free from any visible defects	Min 95% free from any visible defects
07	Water Absorption % By WT.	ISO 10545 - 3	< 0.5	< 0.08
08	Breaking Strength, N	ISO 10545-4	Min. 1300 N	Min. 1300 N
09	Modulus of Rupture in N / mm ²	ISO 10545-4	> 35	> 35
10	Thermal Shock Resistance	ISO 10545 - 9	No Visible Defects	Resistant
11	Chemical Resistance (Except HF Acid)	ISO 10545 - 13	Manufacture To State Class	Resistant
12	Resistance To Stain	ISO 10545 - 14	Manufacture To State Class	Resistant
13	Gloss Value		Min 75	> 80

TECHNICAL SPECIFICATION OF VITRIFIED TILES (SOLUBLE SALT)

SR. NO	PROPERTIES	STANDARD TEST METHOD	ISO 13006:2018 SPECIFICATION BIA	NITCO VALUE
01	Deviation in Length %	ISO:10545-2	± 0.3 % (Max ± 1.0 mm)	± 0.1%
02	Deviation in Thickness %	ISO:10545-2	± 5.0% (Max ± 0.5 mm)	± 5.0%
03	Straightness of Edge %	ISO:10545-2	± 0.3 % (Max ± 0.8mm)	± 0.10%
04	Diagonal Variation %(Rectangularity)	ISO:10545-2	± 0.3 % (Max ± 1.5 mm)	± 0.10%
05	Surface flatness	ISO:10545-2	± 0.4 % (Max ± 1.8 mm)	
	a. Centre curvature			± 0.20%
	b. Edge curvature			± 0.20%
	c. Warpage			± 0.20%
06	Surface Quality	ISO 10545 - 2	Min 95% free from any visible defects	Min 95% free from any visible defects
07	Water Absorption % By WT.	ISO 10545 - 3	< 0.5	< 0.08
08	Breaking Strength, N	ISO 10545-4	Min. 700 N	Min. 1000 N
09	Modulus of Rupture in N / mm ²	ISO 10545-4	> 35	> 35
10	Thermal Shock Resistance	ISO 10545 - 9	No Visible Defects	Resistant
11	Chemical Resistance (Except HF Acid)	ISO 10545 - 13	Manufacture To State Class	Resistant
12	Resistance To Stain	ISO 10545 - 14	Manufacture To State Class	Resistant
13	Gloss Value		Min 60	> 70

TECHNICAL SPECIFICATION OF FULL BODY 600 X 600 MM (FULL BODY)

SR. NO	PROPERTIES	STANDARD TEST METHOD	ISO 13006:2018 SPECIFICATION BIA	NITCO'S VALUE
01	Deviation in Length & Width	ISO 10545-2	± 0.3% (Max 1.0mm)	± 0.10%
02	Deviation in Thickness	ISO 10545-2	± 5.0% (Max 0.5mm)	± 5.0%
03	Straightness of sides	ISO 10545-2	± 0.3% (Max 0.8mm)	± 0.1%
04	Rectangularity	ISO 10545-2	± 0.3% (Max 1.5mm)	± 0.15%
05	Surface flatness			
	a. Centre Curvature	ISO 10545-2	± 0.4% (Max 1.8mm)	± 0.2%
	b. Edge curvature	ISO 10545-2	± 0.4% (Max 1.8mm)	± 0.2%
	c. Warpage	ISO 10545-2	± 0.4% (Max 1.8mm)	± 0.2%
06	Surface Quality	ISO 10545-2	Min 95% free from any visible defects	> 95% free from visible defects
07	Water Absorption	ISO 10545-3	Avg. ≤ 0.5, Ind. max 0.6	< 0.08%
08	Modulus of Rupture, MOR (N/mm ²)	ISO 10545-4	≥ 35	> 35
09	Breaking Strength, N	ISO 10545-4	≥ 1300	> 1500
10	Resistance to Deep Abrasion Volume of material removed mm ³	ISO 10545-6	Max 175	< 140
11	Thermal Shock Resistance	ISO 10545-9	No visible defects	Resistant
12	Resistance to Acid, Alkalies and Chemicals (Except HF)	ISO 10545-13	Manufacture To State Class	Resistant
13	Resistance to Staining	ISO 10545-14	Manufacture To State Class	Resistant

TECHNICAL SPECIFICATION OF FULL BODY 600 X 1200 MM (DOUBLE CHARGE)

SR. NO	PROPERTIES	STANDARD TEST METHOD	ISO 13006:2018 SPECIFICATION BIA	NITCO'S VALUE	
				1200mm side	600mm side
01	Deviation in Length & Width	ISO 10545-2	± 0.3% (Max 1.0mm)	± 0.08%	± 0.10%
02	Deviation in Thickness	ISO 10545-2	± 5.0% (Max 0.5mm)	± 4.0%	
03	Straightness of sides	ISO 10545-2	± 0.3% (Max 0.8mm)	± 0.06%	± 0.10%
04	Rectangularity	ISO 10545-2	± 0.3% (Max 1.5mm)	± 0.1%	± 0.10%
05	Surface flatness				
	a. Centre Curvature	ISO 10545-2	± 0.4% (Max 1.8mm)	± 0.13%	± 0.20%
	b. Edge curvature	ISO 10545-2	± 0.4% (Max 1.8mm)	± 0.15%	± 0.20%
	c. Warpage	ISO 10545-2	± 0.4% (Max 1.8mm)	± 0.13%	± 0.20%
06	Surface Quality	ISO 10545-2	Min 95% free from any visible defects	> 95% free from visible defects	
07	Water Absorption	ISO 10545-3	< 0.08 Max 0.1 %	< 0.08%	
08	Modulus of Rupture, MOR (N/mm ²)	ISO 10545-4	≥ 35	> 35	
09	Breaking Strength, N	ISO 10545-4	≥ 1300	> 1500	
10	Resistance to Deep Abrasion Volume of material removed mm ³	ISO 10545-6	Max 140	< 140	
11	Thermal Shock Resistance	ISO 10545-9	10 Cycle Min	Resistant	
12	Resistance to Acid, Alkalies and Chemicals (Except HF)	ISO 10545-13	Manufacture To State Class	Resistant	
13	Resistance to Staining	ISO 10545-14	Manufacture To State Class	Resistant	

PACKING DETAILS OF VITRIFIED TILES

Sr. No.	Dimensions	Tiles / Box	Coverage Area	
			Sq. Mts.	Sq. Feet
1	600 mm x 1200 mm (24" x 48")	2	1.44	15.50
2	800 mm x 800 mm (32" x 32")	3	1.92	20.67
3	600 mm x 600 mm (24" x 24")	4	1.44	15.50

The reproduction of tiles in this catalogue is restricted to four colour printing only and tiles are not relative in sizes. Conforming to ISO requirements, technical specifications of NITCO tiles are applicable only for first grade/first quality wall tiles. Please inspect all tiles prior to installation. Company will not entertain complaints once tiles are laid/fixes. Price category & PEI grade may change without any notice. Customer are advised to confirm it before placing order.



NITCO LIMITED

NITCO House, Sheth Govindram Jolly Marg,
Kanjur Marg (E), Mumbai - 400042.

Tel.: +91-22-25772800 | Fax: +91-22-67521500.

www.nitco.in | 1800 266 4826



Scan for e-Catalogue Version
Doc. No. 02.A. Printed in Dec 2024